



Free Amanita Newsletter 10/23/2019: **Bradley Siderograph 2020-24 & Inflation**

*I am the way and the truth and the life.
No one comes to the Father except through me. (John 14:6)*

1. Free market commentary: Bradley Siderograph 2020-24 & Inflation

In this free newsletter I will discuss the Bradley siderograph for a very last time with a chart until 2024, with a shift of the analysis from market timing towards liquidity.

2. Electrosmog

Meanwhile VLC (Visible Light Communication) as a microwave-free Wi-Fi alternative has been made ready for the market. In 2011 the German researcher *Harald Haas* developed the light fidelity system (LiFi), which is now offered by the company *Signify (Philips subsidiary)* for commercial customers, with transfer rates of 150 MBit/ second, which is enough for nearly everything. In the lab even a speed of some 224 GB/ second has been reached.

I thank you so much for your continued interest & God bless you!

Yours,
Manfred Zimmer
Amanita Market Forecasting <http://www.amanita.at>
1190 Vienna, Austria - European Union

Articles end times & electrosmog: <https://www.amanita.at/en/interesting/end-times-electrosmog>

FAQ: <http://www.amanita.at/en/faq-eng> For further technical or administrative questions please contact my top assistant *Peter Ressmann* support@amanita.at.

Premium subscription order page: <http://www.amanita.at/en/market-letter/price-list-order-form-premium-subscription>

Content of free Amanita newsletter: The free Amanita newsletter is sent out every **2-6 months**, it complements the **Amanita premium newsletter subscription**, which is published 1-5 times per month (target: **30-40 premium updates per year**). The **free market commentary** is only considered to be a commentary on the financial markets. Financial forecasts in the narrow sense of the word are only offered in the **premium market letter**.

Note that the Amanita system is optimized for **smart instruments (futures, FOREX, CFDs, crypto-currencies)**. The Amanita system is based on a high degree of **diversification in 5-6 markets** (currencies including cryptos, agriculture, precious metals, energy, bonds - stock markets only very limited) & only makes sense **as a whole** (but never in isolation!), because all positions are well-orchestrated.

For these 2 reasons (professional instruments & diversification) a replication only works for larger portfolios with at least **EUR 300,000/ USD 350,000**, as well as for **institutions** (among the premium subscribers there are fund managers managing billions of euros or dollars). Because the Amanita premium market letter is very different from every other market service on the planet, you should be prepared for at least **3-6 months to get acquainted with the Amanita system**. That's why the shortest subscription period is 6 months & **trial subscriptions** are no longer offered. **Personal services** had to be discontinued in 2008 because waiting times rose to more than one year.

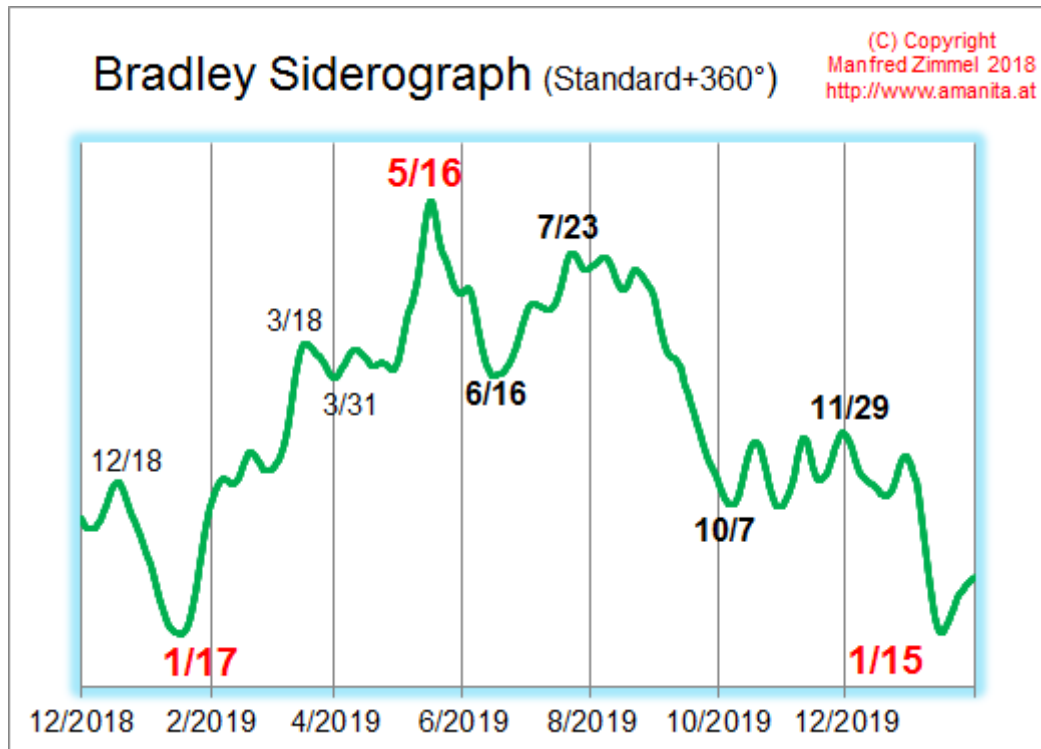
Disclaimer: All information and forecasts provided here have been researched to the best of my knowledge but are by no means a solicitation to buy or sell stocks or other securities. I do not guarantee the accuracy, adequacy, or completeness of any information and I am not responsible for any errors or omissions. Past performance does not guarantee future performance. All transactions in the financial markets are risky. Any liability for losses or damage is excluded.

Free Market Commentary: Bradley Siderograph 2020-24 & Inflation

In this free newsletter I will discuss the Bradley siderograph for a very last time with a chart until 2024, with a shift of the analysis from market timing towards liquidity.

Bradley Siderograph Review 2019

This chart of the Bradley siderograph was sent out in 2018.



First: it has been confirmed that the siderograph loses predictive power permanently. Formerly the Bradley was one of 24 sub-models in the CSQN model to calculate the consensus pivots (turning points). However, I had to kick this lame duck in the ass (in the normal way of use) by removing it from the CSQN model. Example: the Bradley date 1/17/19 was a total failure, as it couldn't produce any turns beyond the random odds in the financial markets (+/- some days).

The formula developed in the 1940s by *Donald Bradley* (5/16/1925-1974) was quite nonsensical from the beginning, e.g. because he optimized his formula based on just a few years & absurdly added declinations, so the chart reflects the typical seasonal pattern of the stock markets with a high in May, thus impermissibly mixing 2 different levels. Declinations are based on the projection of the earth equator into space, that's why on average the fast bodies have the lowest declination in December & the highest in June. Moreover, *Bradley* developed the siderograph in his early 20s, when he still was a greenhorn. Later near the peak of his life cycle (37 years) he also published in scientific magazines such as *Science* or *Nature*.

On the consciousness scale of *David Hawkins*, M.D., Ph.D., the siderograph formula only calibrates at LoC=350, which is weak, a good model should at least calibrate in the mid- to high 400s. The inherent weakness of this model was the main reason the Bradley became the most popular financial astrological model, the crowd is never interested in top models, but always in inferior models.

Secondly, the polarity reversal discussed for years has been again confirmed, i.e. Bradley highs are usually lows of global liquidity & vice versa (+/- days). This pattern is depicted below with the aid of 3 markets which are fundamentally rather uncorrelated: Brent oil, Bitcoin & SP500. The annual Bradley top 5/16/19 was the annual low of global liquidity in almost all markets in the 2nd

half of May. This polarity reversal is the main feature of the end times, where everything is turned upside down, e.g. good is labelled evil & vice versa, as you can see in politics every day. Through electrosmog & other factors most of the (brain-toasted) world population is in energetic switching where the hell queen is boss.

This reversal is mainly controlled by the NRG (Nephilim Reversal Grid) in Stonehenge, the Nephilim are also mentioned in the Old Testament, albeit very ambiguously. The Nephilim are not 'angels' but three-dimensional beings of flesh & blood, which is true of so many of the 'gods' or 'angels' in the old scriptures.



The correct polarity (Bradley low = low global liquidity, Bradley high = high global liquidity) is usually found weeks before or after the Bradley date:

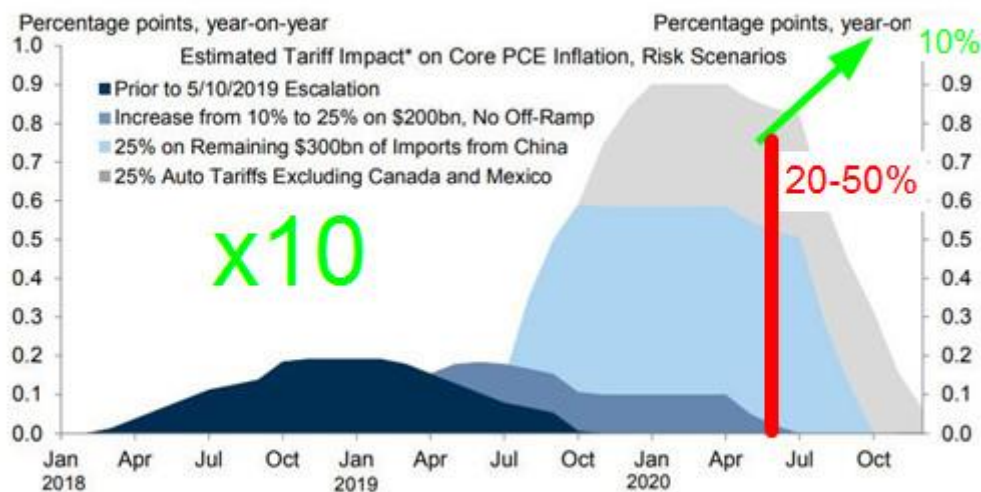
1. Bradley annual bottom 1/17/19: bear market bottom of global liquidity in the 2nd half of December 2018
2. Bradley annual high 5/16/19: annual high of global liquidity either in late April or late June/ early July. Oil set the annual top in late April 2019 & neither have most stock indices been able to significantly beat the late April highs. Cryptos topped in late June.

Global liquidity & inflation 2020s (mental crash)

Meanwhile global liquidity is responsible for 50-80% of the performance of the financial markets, with a rising tendency because of soaring inflation. In the hyperinflation of the early to mid-2020s we add 2-10 zeros. That's why the individual markets will correlate 90-99% with hyperinflation or global liquidity, with the only exception of the nominal values = bonds. Because of the breakout of world war 3 in spring 2021 & the beginning of incredible earth changes in late 2021 there is no way of avoiding the biggest hyperinflation in history.

Trade wars like the one started in 2017 by the black soul in the White House almost always culminate in bloody wars, this time it won't be different. Already as of today the inflation in the \$ snake oil currency amounts to some 15% & the highest level in almost 40 years & by 2020/21 true \$ inflation will soar to an all-time high. Looking at the official Duckburg numbers it is hard to understand that anybody with an IQ higher than the outside temperature (in °C) believes these BS numbers. At least *Goldman Sucks* no longer denies that the trade war will produce an inflation wave in the spring of 2020 ([Link](#)). For years I have been predicting (in the premium area) the next inflation high for spring 2020, so this projection is a nice corroboration.

Exhibit 8: Further Escalation Would Have Much Larger Effects on Core Inflation



Source: Goldman Sachs Global Investment Research

Still, one has to roughly add a zero (multiply x10) to the *Goldman Sucks* projections to arrive at reality. Inflation is piling up through at least 3 mechanisms:

1. Tariffs of up to 50% (=price increases of up to 50%!) apply to US imports worth 1-2 trillion snake dollars. True US GDP is only ~\$9 trillion (less than half of the official GDP >\$20 trillion), so already the *direct* effects of the trade war are incredibly inflationary.
2. In addition, there are many indirect effects in a feedback loop, especially the retaliatory tariffs, so we have a *global* explosion of production costs in a spiral of inflation. The most recent dramatic rise in purchase prices since 2018 have been partly buffered by retail companies & the economy in general, also because before 2019 almost no tariffs were imposed on consumer goods. But in 2019 this has changed, leading to an inflation tsunami. Example: in the summer of 2019 US notebook prices soared by up to 20% & iPhone prices by 14%. This price explosion happens in the only truly deflationary sector...
3. Third, the biggest trade war in history reduces the supply of goods dramatically, which adds insult to injury. Inflation is calculated with 2 factors: supply of goods & money. Money supply continues to expand violently, e.g. at present the euro M3 is expanding at a 12-year maximum. Nevertheless, the amount of goods implodes, this combination is called hyperinflationary depression. Since the (seasonally distorted) all-time high in 2016 the Cupertino cult with the black magical Vesica Piscis logo has seen sales plunge by 54% ([Link](#)) & yet prices for their microwave WMDs have risen. So the cult with the biggest market capitalization for a long time

demonstrates perfectly that a hyperinflationary is 180° different from a normal recession: the *lower* the sales, the *higher* the prices. According to *Lisa Renee*, the Apple logo wants to block the principle of trinity ([Link](#)), it keeps people enslaved in duality & especially in the mother principle. Needless to say, it is not a coincidence that the first *Apple* was sold in 1976 for \$666.66.

Other consumer durables (like cars) confirm the ongoing most terrible global depression: in China auto sales collapsed from the all-time high 2017 by a nightmarish 50-60% into early 2019 ([Link](#)). In India the sales of the third largest auto producer *Tata* crashed by more than 60% (!) YoY in August, the market leader got away with a black eye ('only' 33% less). It is misleading & pretty useless to analyze nominal data, because these numbers are all totally distorted by the monster inflation = money illusion, only pay attention to the number of units sold (sales figures). The gap between nominal & unit numbers is as big as the Andromeda galaxy & reflects the current *true* monster inflation.

In the premium area the beginning of the biggest economic crisis in history was announced *years* (!) in advance for fall 2017, which has precisely come to pass – the Amanita subscribers are better informed than anybody else on the planet what is *really* going on. The top of the global business cycle was in fall 2017, which is when the lunatic in Brainwashington began the biggest trade war in history. Now 'only' 2 years later the brain-washed crowd slowly wakes up... Referring to *Nostradamus* codes, *Benoit d'Andrimont* already warned in 2012 of the looming huge economic crisis from 2018 on.

By the way, when you compare the numbers of China & US regarding their trading activity you arrive at statistical differences of dozens (!) of billions, when they should match 100%... Small entrepreneurs are tortured with cents, while the state terrorists are somewhat more 'generous' with their own accounting, which may be off by billions or even trillions. Cameralistics as a cash method of accounting is appropriate for small companies but certainly not for governments, so using this accounting practice is the most fundamental fraud of the state terrorists. Honest accounting would immediately reveal that *all* states are bankrupt, but this will be noticed by everybody by 2024, you can't hide the truth forever.

Bottom line: everybody who knows the 4 basic arithmetic operations & does some quick calculations understands that the official US inflation rate has nothing to do with reality. The biggest trade war in history is enough to push the US to 20-30% inflation by 20-30%, *without* any further external shocks (oil shock, WW3, earth changes).

Needless to say, unemployment numbers lie like a trooper, too, still in in the summer of 2019 the biggest mass layoffs since the blitz depression 2008/9 began (biggest number: *Deutsche Bank*). In addition, unemployment rates are somewhat stabilized by the biggest mental crash in history especially because of electrosmog. Even science has realized that in Gynocratia the IQ has been falling since the 1990s (Flynn effect), but they miss the incredible trend acceleration, by assuming an IQ drop of only ~7 points per generation ([Link](#)). This was the pace of the IQ crash in the early 2000s, but has skyrocketed in the past few years.

Why since the 1990s? Because since the mid-1990s microwave WMDs (cell phones, Wi-Fi...) are used exhaustively against humanity. Crowd madness falsely assumes that so far everything is pretty ok, only the looming 5G is very very evil. As always you need to turn crowd madness upside down by 180° to arrive at truth: in reality 5G is almost irrelevant. When the crowd is convinced that something is important, then you can bet your farm it is unimportant or totally irrelevant.

According to our boss, the IQ has crashed by ~17 IQ points in Eunuchistan (=nasty socialistic bloc EUSAPAN) since the 1990s, however in the past 12 months (!) by a tremendous 5-6 points. According to the German child psychiatrist *Michael Winterhoff* about 60% of today's young adults are unfit for life, in the 2020s we will surpass 90-95%.

Because of the mental crash labor productivity is collapsing, too, so more & more brain-dead smombies (smartphone zombies) are required for the same performance. I estimate that the microwave idiocy lowers unemployment rates by 5-6%, i.e. they are halved in many countries or even lowered by 2/3 in some nations. However, the current microwave systemic stabilization will be turned upside down from 2020 on: already in the mid-2020s high tech can no longer be

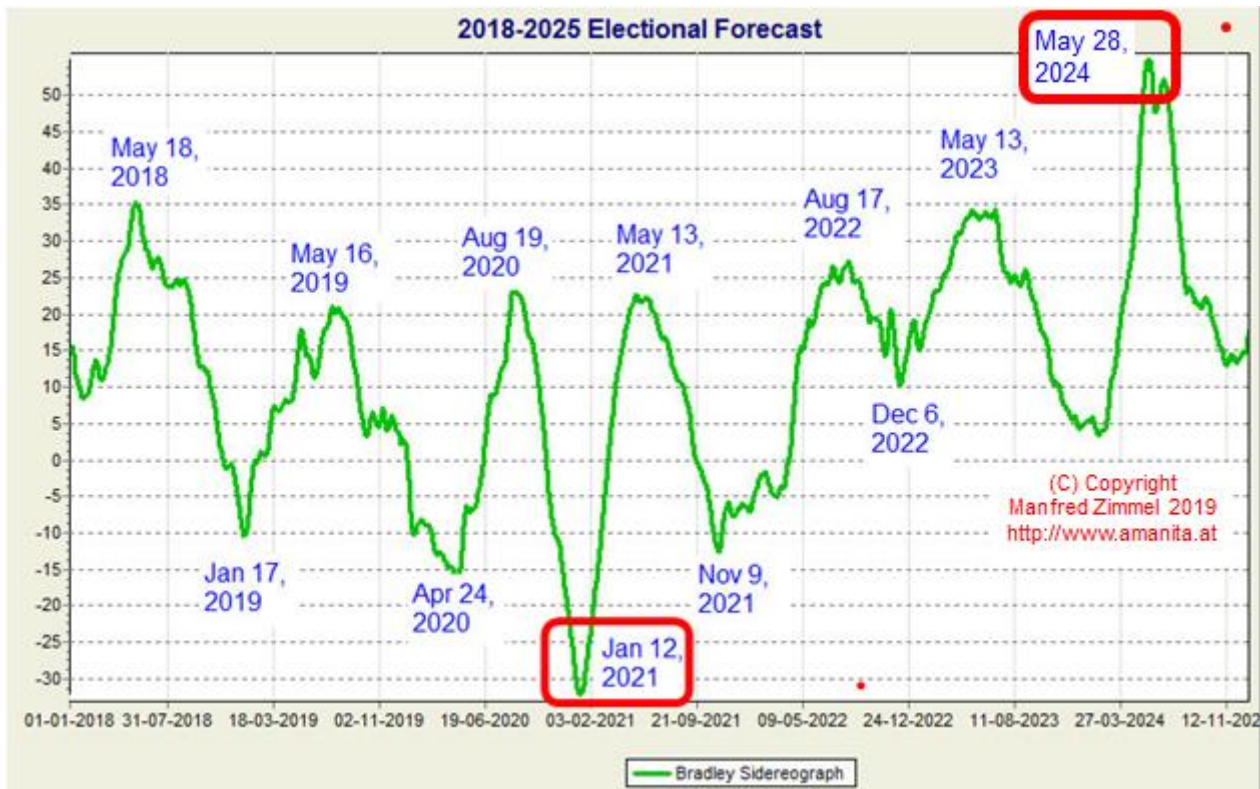
produced because of the lack of intelligence. From the late 2020s on division of work will be impossible.

So in the late 2020s the hybrids/ mutants will rule: interbreeding of humans with machines & animals, as already announced by the Holy Scripture. In 2027-29 under the 5th & 6th Last Trump(et) of the Apocalypse the machines will win, as already announced in 1984 in the *Terminator*, impersonated by the Austrian *Arnold Schwarzenegger* (84 = reversed 48 = number of Last Judgment). *Revelation 9* warns that around the 6th Trump(et) (2028/29) 1/3 of humanity will die during the war (~2 billion), most likely upon the order of the *machines*, not of *humans*. In fall 2017 *Sophia* (=boss of the Archons) as the spokeswoman of artificial intelligence declared war against humanity. In the 2030s with an average IQ of 50-70 there will be many werewolves but as during the time of *Jesus Christ* few scribes. The Holy Bible has warned for almost 2000 years of the mark of the 666 Beast = mobile phone, creating legality for the staff of the she-devil to gain soul access & snatch your soul (Link). Unfortunately, 99% of those who consider themselves as ,truthers' or ,enlightened' believe the lie of the hell queen that the mark of the beast is an RFID chip – which opens the gates of hell for them. Praise the Lord!

Bradley Siderograph 2020-24

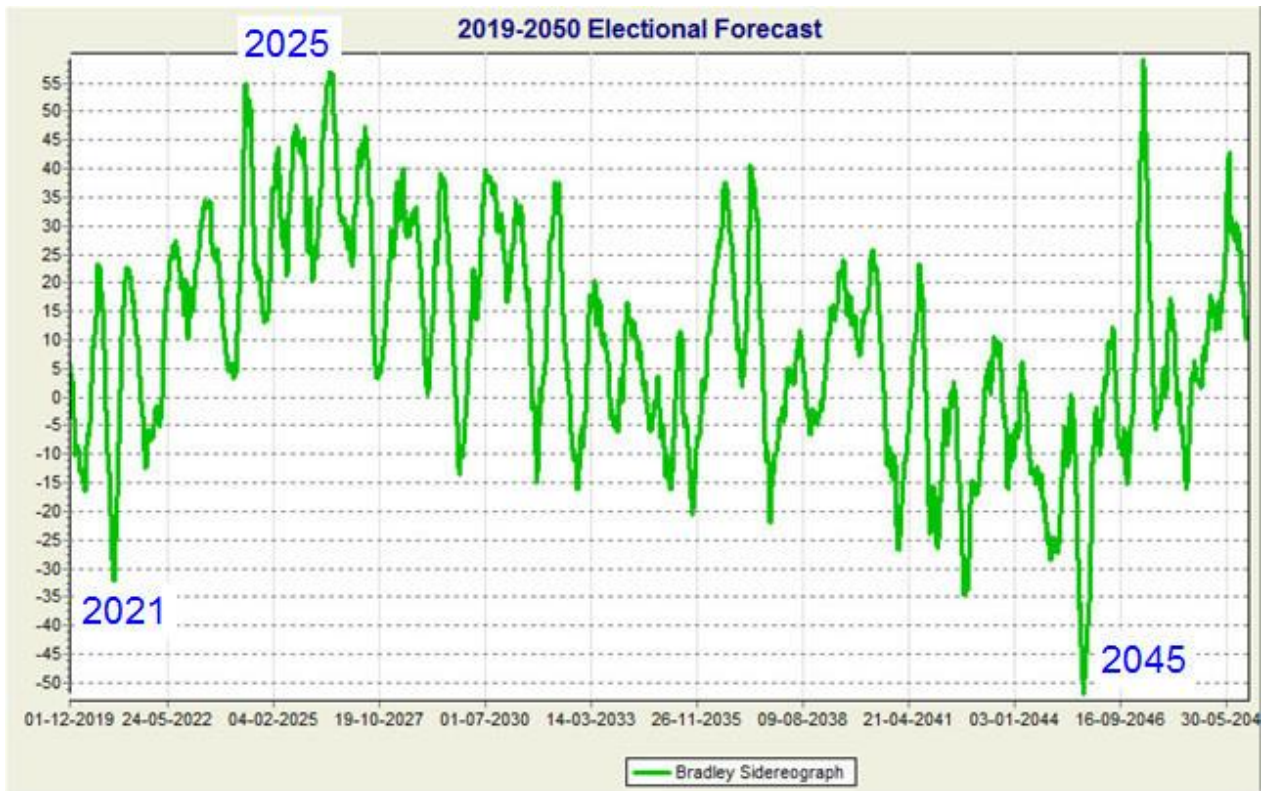
Most financial models only need to be calculated until 2024, because the collapse of the financial system & the states begins in 2021 & will be complete in 2023/24. Until 2021 the siderograph shows these reversals (calculated with the software *Sirius* by *David Cochrane*):

1. 4/24/20 low
2. 8/19/20 high
3. 1/12/21 super-low
4. 5/13/21 high
5. 11/9/21 low



From the 1/12/2021 super-low we are heading higher until approximately 2025 & then down into 2045. In the months around this super-low in early 2021 the global situation will escalate so seriously that WW3 breaks out, which according to the Holy Bible (*Apocalypse 9-18*) kills 1/3 of

mankind (at present this would be 2-3 billion), during the 27 years of war mentioned by Nostradamus (2021-48). The mid-2040s are the final stage of WW3, when *Emperor Henry the Lucky* will eliminate the remaining of the circumcised.



After the super-high 5/28/24 (double-top with 2026) there will be a short period of stabilization of the hyperinflation, before it gains momentum again in the late 2020s. From the late 2020s onwards cannibalism will be rampant as never before in history, especially from 2027 through the rave children, as predicted for decades by the HDS (Human Design System). These rave children will have a soul as black as raven, i.e. as black as possible. The autism vaccination damage from Rapistan pushed by the climate lying press is a good indication which werewolves want to eat us alive from the late 2020s. In principle, the HDS rave chart is the fallen Sephiroth, with the 10 divine emanations in the Kabbalistic tree of life (heavenly man *Adam Kadmon* [Link](#)).

Bradley Siderograph & Earth changes (Micronovas)

These calculations are only reliable into 2021, because in 2021/22 the window for dramatic solar system changes opens, which could mean that even the orbital parameters of earth, moon & Mars will be different. Very big earthquakes (magnitude 9 or higher) as in 2004 or 2010 change the earth's axis by several centimeters, as everywhere else we have to add zeros - also because of impacts on earth & moon, the moon stabilizes our axis.

The beginning of these displacements can happen in 2 years in mid-October – mid-November 2021 at the earliest (Bradley low 11/9/21), apparently because of the blue Kachina due *before* the red Kachina (=Nibiru). Without doubt, the blue Kachina is a galactic wave hitting our solar system triggering a micronova (incredible solar storm). The concept of the Galactic wave was developed by *Paul LaViolette* in his PhD dissertation (1983). In the center of the galaxy we have the super-massive black hole Sagittarius A, which is normally stable. However, in May 2019 the yin center in core of the Milky Way suddenly pulsed 75x (!) stronger than ever before, in principle a mini-wave from the Galactic center ([Link](#)). So the black=yin Milky Way center woke up under the third, black horseman of the apocalypse (fall 2018-fall 2019).

The Chinese moon rover *Yutu-2* discovered a kind of black melted glass on the moon, most likely formed during one of the previous micronovas, as explained by the theories of the electric universe

([Link](#)). These theories are based on the fact that electromagnetism is the strongest force in the universe, 10^{39} more powerful than gravitation, that's why you can easily override the gravitation of the huge earth (diameter almost 13,000 km) with a tiny magnet (sized 1 cm). The reptilian races want to suppress this knowledge by all means for many reasons, for instance it opens the door for UFOs with their anti-gravitation propulsion. Why has civil aviation not really changed at all in the past 50-60 years, although in all other areas of life everything has evolved? This is a 100% spoof by the illuminati who want to keep us in the Stone Age.

The term 'electric universe' showed up first in 1883 in an anonymous article, in 1903 *George Warder* published a book on this topic. There are similarities with the plasma cosmology of the Swedish physicist *Hannes Alfvén* (Nobel prize laureate in 1970), plasma is an ionized & thus electrically conducting 'gas' (4th aggregate state of matter). Newer theories are for instance the plasma discharge model of Prof. *Prof. Jim McCanney* ([Link](#)) & the plasma theories of the Iranian nuclear physicist *Mehran Tavakoli Keshe* (who is the mastermind behind the Iranian 'UFOs'), apart from other proponents ([Link](#)). The plasma technology is a main reason why Iran will be able to establish a giant caliphate.

The totally crazy theory of the so-called 'big bang' was introduced by the Jesuit Georges Lemaître. Note that the black Jesuit anti-pope *Francis* was born on 12/17/36 with the sun right on the black Galactic center, which is of course not a coincidence. *BerGOGLio* should still be in power (officially or unofficially), when the first micronova hits us. Because the moon has no protective atmosphere, she will glow like a fluorescent lamp, the light emitted by these lamps also comes from plasma ([Link](#)). This explains why so many prophecies describe 2 or even 3 suns in the sky (sun, moon & in the 2030s Nibiru). More than 2700 years ago the prophet *Isaiah* gave the following description (30-26):

The moon will shine like the sun, and the sunlight will be 7 times brighter, like the light of 7 full days, when the Lord binds up the bruises of his people and heals the wounds he inflicted.

The micronova of the early 2020s is only the first of a series, in the 2030s Nibiru will trigger more, and the final timeline for the discharge of the solar capacitor is 2045-48 (Bradley low). In the summer of 2016 we - being on the highest levels of the Merlin lineage - began to work to mitigate these effects, through Merlin's Global Healing Grid (MGHG). According to Revelation 16-8 the planet will suffer from incredible heat (=micronova) under the 4th vial of divine wrath (fall 2033 – fall 2034), which explains the peak of the dying wave according to the palm leaves (at least in Central Europe).